

WORLD WIDE CLINICAL STUDIES

"Is light-emitting diode phototherapy (LED-LLLT) really effective?"¹

"The systemic effect of 830 nm LED phototherapy on the wound healing of burn injuries: A controlled study in mouse and rat models."²

"HEALITE II with photosequencing technology."³

More studies are in process to explore various applications in the aesthetic, medical and surgical fields.

¹ WS Kim, RG Calderhead. Laser Therapy, 2011;20.3:205-215.

² GY Lee, WS Kim. Journal of Cosmetic and Laser Therapy. 2012;Feb; [Epub ahead of print]

³ RG Calderhead. Lutronic. 2011.



HEALITE II

Wavelengths (nm)	830 (w/ 590)	633	415
Intensity (mW/cm ²) - Planar	40 - 100	30 - 65	10 - 30
Intensity (mW/cm ²) - Focused	60 - 150	45 - 105	15 - 50

HEALITE II Combo

Wavelengths (nm)	830 (w/ 590) + 633	633 + 415	415 + 830 (w/ 590)
Intensity (mW/cm ²) - Planar	830 (w/ 590): 35 - 80 633: 20 - 50	633: 20 - 50 415: 10 - 30	415: 10 - 30 830 (w/ 590): 35 - 80
Intensity (mW/cm ²) - Focused	830 (w/ 590): 60 - 150 633: 35 - 80	633: 35 - 80 415: 15 - 50	415: 15 - 50 830 (w/ 590): 60 - 150

SYSTEM SPECIFICATIONS*

Light Source	LEDs (Light Emitting Diodes)
Class	CLASS I/B type
Electrical Rating	AC 110-120 V or AC 220-230 V, 50/60 Hz, FUSE 250 V/6.3 A
Power Consumption	600 VA
User Interface	3.2" Touch LCD Module
Cooling System	Cold Air
Dimensions	Body (mm): 556 (W) x 671 (L) x 1562 (H) Head (mm): 510 (W) x 300 (L) x 110 (H) Body (in): 21.9 (W) x 26.4 (L) x 61.5 (H) Head (in): 20.1 (W) x 11.8 (L) x 4.3 (H)
Weight	27 kg, 59.5 lbs

Lutronic Exclusively distributed in Benelux by:
Medi-Invest NV
Georges Wittockstraat 20 - 1600 Sint-Pieters-Leeuw BELGIUM
+32 (0)2 381 27 00 - info@medi-invest.eu - www.medi-invest.eu

MEDI INVEST

LUTRONIC®

©2012, LUTRONIC Group of Companies. All rights reserved. LUTRONIC, its logo and HEALITE II are trademarks or registered trademarks of the LUTRONIC Group of Companies. This product or the use of this product is covered by one or more US and foreign patents or patent application pending.

*System designs and specifications are subject to change without notice. HEALITE-BR-4100150700



HEALITE II™ series
830, 633, 415 nm LED
Phototherapy System

DISCOVER THE TRUE
SCIENCE OF LED
PHOTOTHERAPY

LUTRONIC®



Discover the True Science of LED Phototherapy

Low-Level Light Therapy (LLLT) with HEALITE II is the therapeutic use of incident light to photomodulate cellular function, improving healing times, relieving pain, subsiding active acne, promoting skin rejuvenation and others. HEALITE II harnesses the properties of 830/590, 633 and 415 nm light via Light Emitting Diode (LED) technology, properly delivered and concentrated, treating effectively without possibility of physical trauma or thermal damage. LLLT with HEALITE II can be used as a standalone therapy or as an adjunctive therapy with many other treatments.

LLLT ENGINEERING

Optical Lens Array Technology (OLAT) uses collimation optics which more effectively harness and deliver the healing energy of 1800 new generation LEDs to achieve concentrated therapeutic photon intensities in the cells and organelles of the target tissue, thus maximizing the therapeutic outcome. OLAT improves the efficiency and enhances the efficacy of LED phototherapy.

Why LLLT using LEDs?

- Ideal wavelength
- Powerful enough to penetrate deep where it is needed
- Works at subcellular, cellular and tissue level
- Works alone or as an adjunctive therapy
- Treats multiple indications
- Pain-free, non-invasive, treatment of patients all ages

Why HEALITE II?

- Photo-Sequencing Technology (PST)
- Optical Lens Array Technology (OLAT)
- A total of 1800 durable, hi-quality LED's
- Fully adjustable head, panels and arm
- Ergonomic design
- User-friendly touch-screen
- Stable and easy to maneuver

Indications / Treatments – without other adjunctive applications



830 nm with 590 nm photosequencing

- Wound Healing
- Pain Relief
- Muscle and Joint Pain
- Arthritis
- Muscle Spasm
- Temporary Increase of Blood Circulation
- Hair Regrowth
- Active Acne
- Skin Rejuvenation



633 nm

- Non-melanoma Skin Cancer (Exogenous PDT with 5-ALA)
- Skin Rejuvenation
- Hair Regrowth



415 nm

- Active Acne (Endogenous PDT)

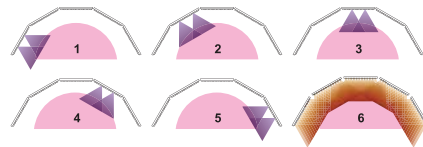
Indication / Treatments – with other adjunctive applications

- Accelerates wound healing post laser or post surgery
- Reduces pain, bruising, edema and erythema
- Offers prophylaxis against scar formation
- Reduces PIH
- Improves the clinical results

PROVIDE THE RESULTS YOUR PATIENTS WANT

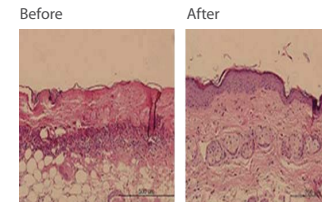
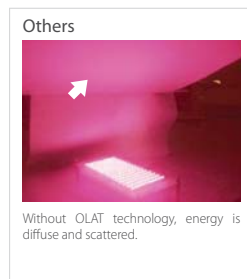
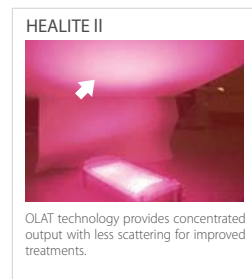
Photo-Sequencing Technology (PST)

Pre-emptive micro-low level light therapy (μ -LLLT) with 590 nm is preceded for 60 seconds ahead of continuous delivery of 830 nm in order to pre-condition epidermis and enhance dermal tissue interaction by 830 nm.



Proprietary OLAT technology provides deeper more intensive treatments.

Adjustable head for large coverage or focused intensity; Flexible arm can fit any parts of treatment area.



This slides show the changes in dermatitis associated inflammatory cells following 830 nm LED irradiation in a rat model: A marked reduction in inflammatory infiltration can be seen.¹

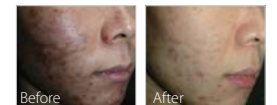
¹ Is light-emitting diode phototherapy (LED-LLLT) really effective?
WS Kim, RG Calderhead, Laser Therapy 2011; 20:3:205-215

Post Excision Wound Treatment



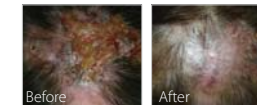
Courtesy of P. K. Min, MD, South Korea

Post Chemical Peel (AHA) Irritant Contact Dermatitis



Courtesy of W. S. Kim, MD, South Korea

Dissecting Cellulitis of the Scalp



Courtesy of W. S. Kim, MD, South Korea

Infection after Amateur Lip Tattoo



Courtesy of P. K. Min, MD, South Korea

Acne Rosacea



Courtesy of W. S. Kim, MD, South Korea

Infection after Filler Injection



Courtesy of P. K. Min, MD, South Korea

Healing Time Comparison

Tx / Indication	Without HEALITE II	With HEALITE II
After Facelift	Up to 13 weeks	Up to 6 weeks (53% reduction)
Bruising	1 week	1 – 2 days (78% reduction)
Erythema	15 – 16 weeks	2 weeks (87% reduction)
Edema	5 days to 1 week	2 – 3 days (58% reduction)

"HEALITE II is a useful adjunct to almost any aesthetic treatment. It is so important now that I couldn't imagine practicing aesthetic medicine without it."

Won-Serk Kim, M.D., Ph.D., Dermatologist, Seoul, Korea