

# GENIUS®

INTELLIGENT ANTI-AGING

## Indications

- Neck lifting
- Marionette lines
- Acne
- Periorbital wrinkle
- Scars
- Melasma
- Nasolabial folds
- Striae distensae
- Hyperhidrosis

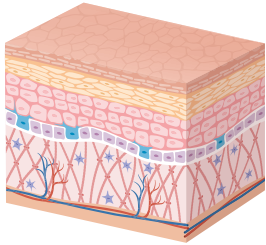


# SKIN AGING

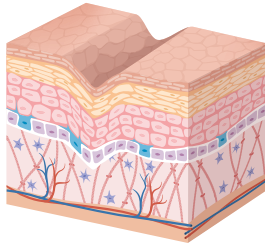


Collagen and elastin in the skin are depleted each year by at least 1%

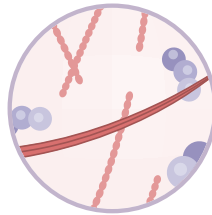
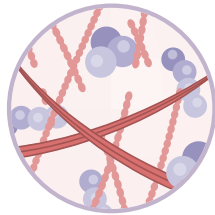
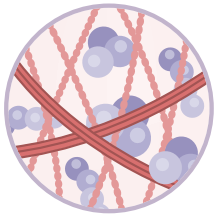
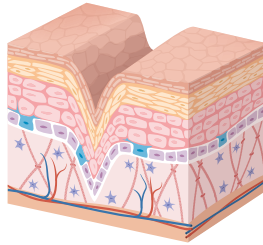
20 YEARS



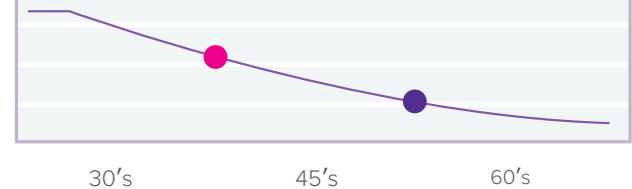
35 YEARS



50 YEARS



Collagen and elastin deplete each year by at least 1%.



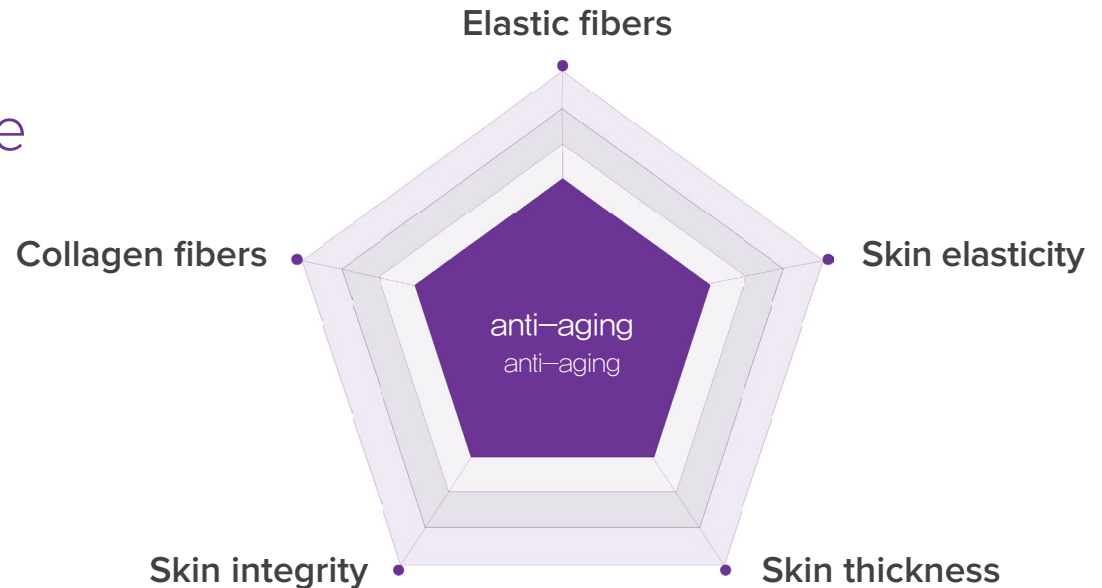
- Collagen and elastin have been depleted by up to 20% in the late 30s
- Collagen and elastin have been depleted by up to 50% in the late 50s. Skin gets thinner and loses its integrities, therefore skin laxity becomes apparent, and sagging occurs

# GENIUS TREATMENT

GENIUS treatments help provide lasting unparalleled outcomes with Intelligent RF (Radio Frequency) technology, delivering thermal energy through microneedles into the dermis. The goal is to stimulate collagen production for impressive and long-lasting results, thereby achieving youthful skin without surgical downtime

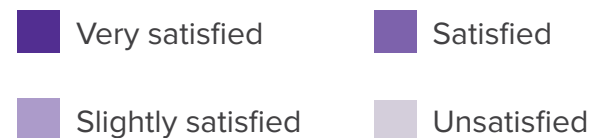
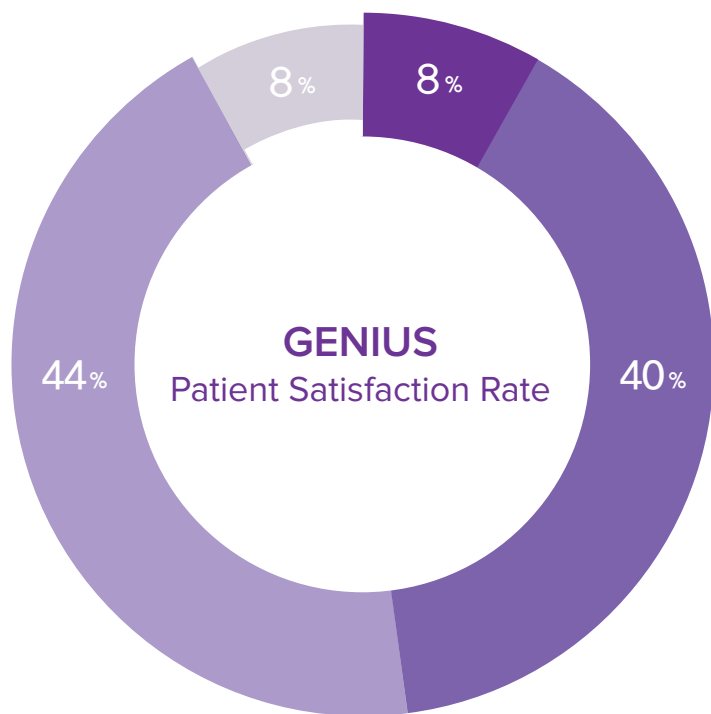
The system senses the quality of your skin, and treatment can be adjusted for a great outcome. Genius is the smarter way to treat your skin

GENIUS helps  
you gain all of these



# PATIENT'S SATISFACTION

Patient Global Assessment (PGA) at the 12th week following third session of GENIUS treatment shows that **92% of patients are satisfied with the GENIUS treatment**



\* Patient Global Assessment (PGA)

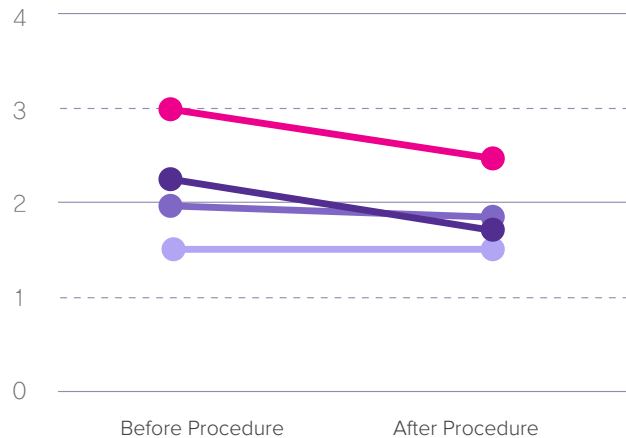
\* Source: Min-Young Park, et al. A Prospective, Split-Face, Comparative Study of Combined Treatment With Fractional Microneedle Radiofrequency and Nonablative 1927-nm Fractional Thulium Fiber Laser for Wrinkle Treatment. Dermatol Surg. 2020 Aug 7



# PHYSICIAN'S EVALUATION

**Investigator Global Assessment (IGA)** at the 12th week following the third session of GENIUS treatment shows that all wrinkles on different facial areas were improved remarkably by an average of 38%

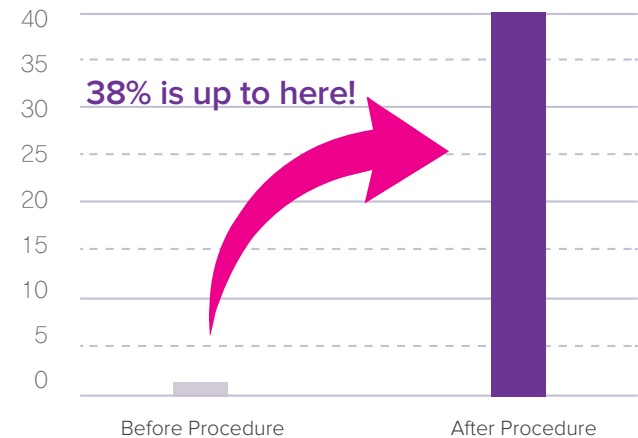
## Wrinkle Index per area



**Average wrinkle index at age 45 and above**

Neck wrinkles - 3.0  
Periorbital wrinkles - 2.3  
Nasolabial folds - 2.1  
Marionette lines - 1.7  
\* 0 = No wrinkles, 4 = Very marked wrinkles

## Average Improvement Rate



\* Investigator Global Assessment (IGA)

\* Source: Min-Young Park, et al. A Prospective, Split-Face, Comparative Study of Combined Treatment With Fractional Microneedle Radiofrequency and Nonablative 1927-nm Fractional Thulium Fiber Laser for Wrinkle Treatment. Dermatol Surg. 2020 Aug 7

# BENEFITS

GENIUS treatment is a perfect solution that has various benefits



Non-surgical  
operation



Lunchtime  
treatment



Long lasting  
result



Safe treatment



Minimal  
downtime



Face to body



No artificial  
agents

# INDICATIONS



Neck  
wrinkles



Periorbital  
wrinkles



Nasolabial  
folds



Marionette  
lines



Scars



Striae  
distensae



Acne



Melasma



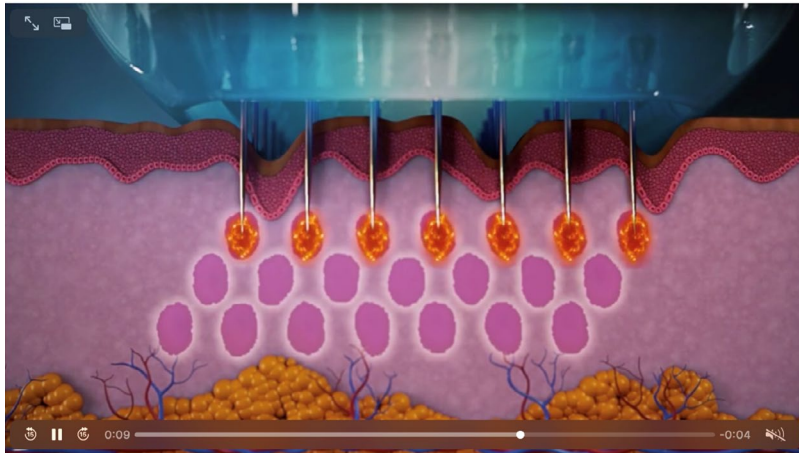
Hyperhidrosis



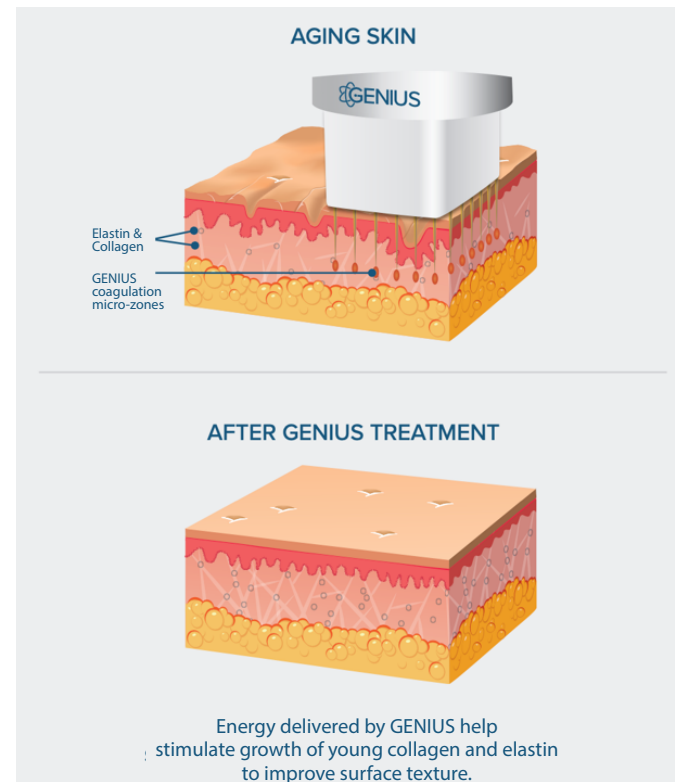
Saggy  
jawline

# INTELLIGENT TECHNOLOGY

GENIUS uses unique and intelligent technology to help protect the top layers of the skin while providing real-time feedback during the procedure. This allows for treatments on all skin types and colors, including tanned skin. By delivering customized energy precisely to the dermis, the GENIUS approach creates a micro-injury to jump-start your body's natural healing process for firm and renewed skin.



Scan QR code to watch video




# FACE TO BODY

Tips are available to treat all the areas you want to treat



## GeniFace

A standard tip  
for face and body



## GeniScar

A scar tip for scar revision



## GeniEye

An eye area tip for the  
sensitive and thin skin  
around the eye or eye bags



## GeniBody

A large tip for tightening  
large area (body)

# FAQS

## **Q. Is GENIUS lifting safe?**

A. GENIUS lifting is safer than any other procedure because it is a personalized procedure that checks your skin condition in real time and uses energy optimized for your measured skin condition. The device is approved by the US FDA and the Ministry of Food and Drug Safety of Korea for safety and effectiveness

## **Q. Are there any side effects associated with GENIUS lifting?**

A. In general, Lifting treatments comes with various side effects, such as volume loss, skin dropping and skin burn. However, GENIUS lifting is a customized treatment solution that provides optimized energy to create new collagen and elastin. GENIUS Sync technology provide s a volumizing effect with the patient's own collagen regeneration procedure. Unlike ultrasound treatment, there is no facial volume loss or skin burn. Rather it gives a plump-up effect in the sagging area, which results in a natural lifting and tightening effect

## **Q. What are the effects of GENIUS lifting?**

A. GENIUS Lifting is an effective treatment for skin tightening and lifting by restoring volume to sagging skin tissues. It is a method of tightening skin in a natural way by stimulating new collagen and elastin production in the skin, rather than stretching the skin or injecting foreign substances into the skin. So, GENIUS lifting has fewer side effects and can achieve a lasting lifting effect. GENIUS is effective for neck wrinkles, nasolabial folds and fine lines. It is excellent for skin tightening and lifting. It is essentially a total skin solution that treats acne scars and stretch marks, by achieving skin regeneration



### **Q. How long does it take to see the effects after lifting?**

A. Depending on the intensity of the procedure, the degree of volume and firmness improvement immediately after the procedure vary. However, as collagen and elastic fibers are remodeled, skin elasticity gradually increases so that, from 1 to 3 months later, you can see and feel the effect of improved skin elasticity

### **Q. How long will the treatment last?**

A. GENIUS Lifting is a procedure that regenerates your skin collagen, not artificial surgery or inserting foreign substances. The Lifting effect is visible for a long time after the procedure. Depending on the condition of the skin, the skin remodeling process lasts for at least 6 months to 1 year, so the lifting effect can be maintained for a long time

### **Q. What's the difference of between GENIUS lifting comparing to ultrasound lifting?**

A. Whereas ultrasound has the effect of causing temporary skin contraction tissue, it cannot deliver a long-term lifting effect because it is difficult to restore volume to depleted tissues. GENIUS lifting, on the other hand, does restore volume to depleted tissues by triggering natural collagen production, bringing a lifting effect as skin regenerates from within, ensuring long-term skin volumization with no side effects

### **Q. What are the advantages of GENIUS over fillers?**

A. In the widely used filler procedure, chemicals are injected into the skin. The effects are therefore not long-lasting. Furthermore, the lifting line is often unnatural, and the substances in the filler may cause rejection in the skin or lead to side effects. On the other hand, GENIUS lifting is a procedure that induces natural regeneration of the skin's collagen and elastin, letting you enjoy a native and lasting lifting effect

### **Q. What care do I need immediately after the procedure?**

A. GENIUS lifting is a technique that creates a large number of coagulation zones in the skin with radiofrequency-induced electrothermal energy, resulting in new collagen production. Thus, after the procedure, you are recommended to apply moisturizing cream continuously so that the skin can be sufficiently soothed. In addition, getting enough fluids helps your skin regenerate, so you should drink water frequently in your daily routine. Furthermore, a daily sun protection regimen is recommended (UVA/B sunscreen, at least SPF 30) to protect your nice new skin

### **Q. How long does it take to recover after the procedure?**

A. There may be redness and swelling for about 3 days after GENIUS lifting. But, since there is no damage to the surface of the skin, you can return to your daily routine immediately after the procedure and wear makeup

### **Q. How long does the procedure take?**

A. The length of a procedure differs from patient to patient, but normally takes about 20 to 30 minutes

CLINICAL PHOTOS

# Neck Lifting & Jawline Tightening



**Before**



**After**

*Courtesy of JY Choi, MD, Korea*

*\* Results may vary by individuals.*



CLINICAL PHOTOS

# Neck Lifting & Jawline Tightening



**Before**



**After**

*Courtesy of Steve Weiner, MD, USA*

*\* Results may vary by individuals.*



CLINICAL PHOTOS

# Neck Lifting & Jawline Tightening



**Before**



**After**

*Courtesy of P. Loverme, MD*

*\* Results may vary by individuals.*



CLINICAL PHOTOS

# Neck Lifting & Jawline Tightening



**Before**



**After**

*Courtesy of Dominique Boineau, MD, France*

*\* Results may vary by individuals.*



CLINICAL PHOTOS

# Neck Lifting & Jawline Tightening



**Before**



**After**

*Courtesy of Steve Weiner, MD, USA*

*\* Results may vary by individuals.*



CLINICAL PHOTOS

# Neck Lifting & Jawline Tightening



**Before**



**After**

*Courtesy of Victor Ross, MD, USA*

*\* Results may vary by individuals.*



CLINICAL PHOTOS

# Neck Lifting & Jawline Tightening



**Before**



**After**

*Courtesy of Steve Weiner, MD, USA*

*\* Results may vary by individuals.*



CLINICAL PHOTOS

# Neck Lifting & Jawline Tightening



**Before**



**After**

*Courtesy of Victor Ross, MD, USA*

*\* Results may vary by individuals.*



CLINICAL PHOTOS

# Neck Lifting & Jawline Tightening



**Before**



**After**

*Courtesy of Steve Weiner, MD, USA*

*\* Results may vary by individuals.*



CLINICAL PHOTOS

# Neck Lifting & Jawline Tightening



**Before**

**After**

*Courtesy of Oscar Hevia, MD, USA*

*\* Results may vary by individuals.*



CLINICAL PHOTOS

# Neck Lifting & Jawline Tightening



**Before**



**After**

*Courtesy of Joely Kaufman, MD, USA*

*\* Results may vary by individuals.*



CLINICAL PHOTOS

# Neck Lifting & Jawline Tightening



**Before**



**After**

*Courtesy of Sarah Mess, MD, USA*

*\* Results may vary by individuals.*



CLINICAL PHOTOS

# Neck Lifting & Jawline Tightening



**Before**



**After**

*Courtesy of Steve Weiner, MD, USA*

*\* Results may vary by individuals.*



CLINICAL PHOTOS

# Neck Lifting & Jawline Tightening



**Before**



**After**

*Courtesy of Dominique Boineau, MD, France*

*\* Results may vary by individuals.*



CLINICAL PHOTOS

# Wrinkles & Tightening



**Before**



**After**

*Courtesy of Dominique Boineau, MD, France*

*\* Results may vary by individuals.*



CLINICAL PHOTOS

# Wrinkles & Tightening



**Before**



**After**

*Courtesy of Dominique Boineau, MD, France*

*\* Results may vary by individuals.*



CLINICAL PHOTOS

# Neck Lifting



**Before**



**After**

*Courtesy of JY Choi, MD, Korea*

*\* Results may vary by individuals.*



CLINICAL PHOTOS

# Neck Lifting



**Before**



**After**

*Courtesy of Steve Weiner, MD, USA*

*\* Results may vary by individuals.*



CLINICAL PHOTOS

# Neck Lifting



**Before**



**After**

*Courtesy of SH Ho, MD, Korea*

*\* Results may vary by individuals.*



CLINICAL PHOTOS

# Marionette Lines



**Before**



**After**

*Courtesy of JY Choi, MD, Korea*

*\* Results may vary by individuals.*



CLINICAL PHOTOS

# Face Wrinkles



**Before**



**After**

*Courtesy of Steve Weiner, MD, USA*

*\* Results may vary by individuals.*



CLINICAL PHOTOS

# Periorbital Wrinkles



**Before**



**After**

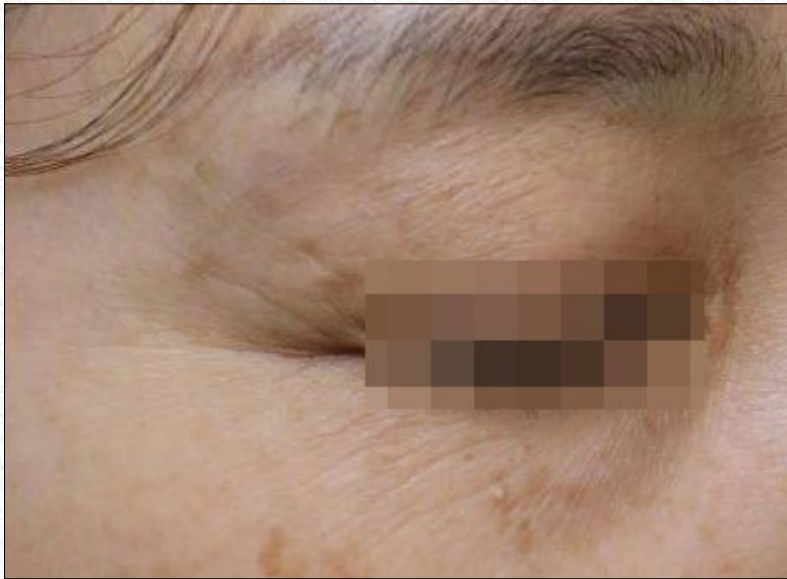
*Courtesy of Ségolène Fays-Michel, MD, France*

*\* Results may vary by individuals.*



CLINICAL PHOTOS

# Periorbital Wrinkles



**Before**



**After**

*Courtesy of SH OH, MD, Korea*

*\* Results may vary by individuals.*



CLINICAL PHOTOS

# Periorbital Wrinkles



**Before**



**After**

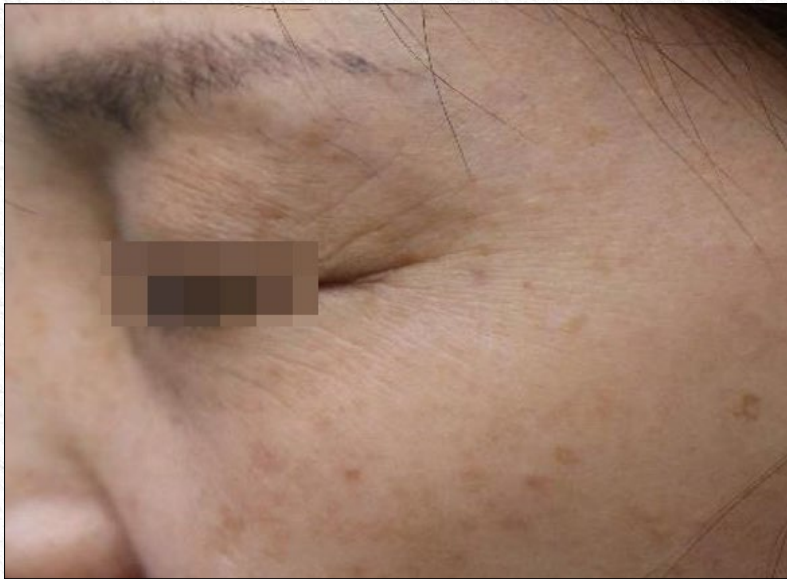
*Courtesy of Ségolène Fays-Michel, MD, France*

*\* Results may vary by individuals.*

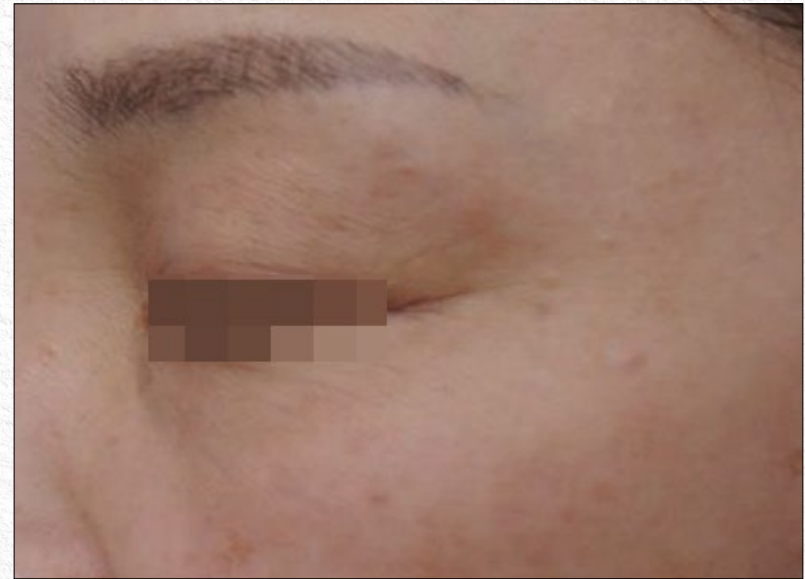


CLINICAL PHOTOS

# Periorbital Wrinkles



**Before**



**After**

*Courtesy of SH Oh, MD, Korea*

*\* Results may vary by individuals.*



CLINICAL PHOTOS

# Deep Wrinkle Rejuvenation



**Before**



**After**

*Courtesy of SH Oh, MD, Korea*

*\* Results may vary by individuals.*



CLINICAL PHOTOS

# Acne Scars



**Before**



**After**

*Courtesy of Dominique Boineau, MD, France*

*\* Results may vary by individuals.*



CLINICAL PHOTOS

# Acne Scars



**Before**



**After**

*Courtesy of Swapnil Shah, MD, India*

*\* Results may vary by individuals.*



CLINICAL PHOTOS

# Acne Scars



**Before**



**After**

*Courtesy of Swapnil Shah, MD, India*

*\* Results may vary by individuals.*



CLINICAL PHOTOS

# Acne Scars



**Before**



**After**

*Courtesy of Swapnil Shah, MD, India*

*\* Results may vary by individuals.*



CLINICAL PHOTOS

# Acne Scars



**Before**



**After**

*Courtesy of Omar Ibrahimi, MD, USA*

*\* Results may vary by individuals.*



CLINICAL PHOTOS

# Acne Scars



**Before**



**After**

*Courtesy of Omar Ibrahimi, MD, USA*

*\* Results may vary by individuals.*



CLINICAL PHOTOS

# Acne Scars



**Before**



**After**

*Courtesy of Omar Ibrahimi, MD, USA*

*\* Results may vary by individuals.*



CLINICAL PHOTOS

# Acne Scars



**Before**



**After**

*Courtesy of Omar Ibrahimi, MD, USA*

*\* Results may vary by individuals.*



CLINICAL PHOTOS

# Melasma



**Before**



**After**

*Courtesy of Dominique Boineau, MD, France*

*\* Results may vary by individuals.*



CLINICAL PHOTOS

# Melasma



**Before**



**After**

*Courtesy of SB Cho, MD, Korea*

*\* Results may vary by individuals.*



CLINICAL PHOTOS

# Striae Distensae



**Before**



**After**

*Courtesy of SB Cho, MD, Korea*

*\* Results may vary by individuals.*



CLINICAL PHOTOS

# Décolleté Wrinkles



**Before**



**After**

*Courtesy of Gilly Munavalli, MD, USA*

*\* Results may vary by individuals.*